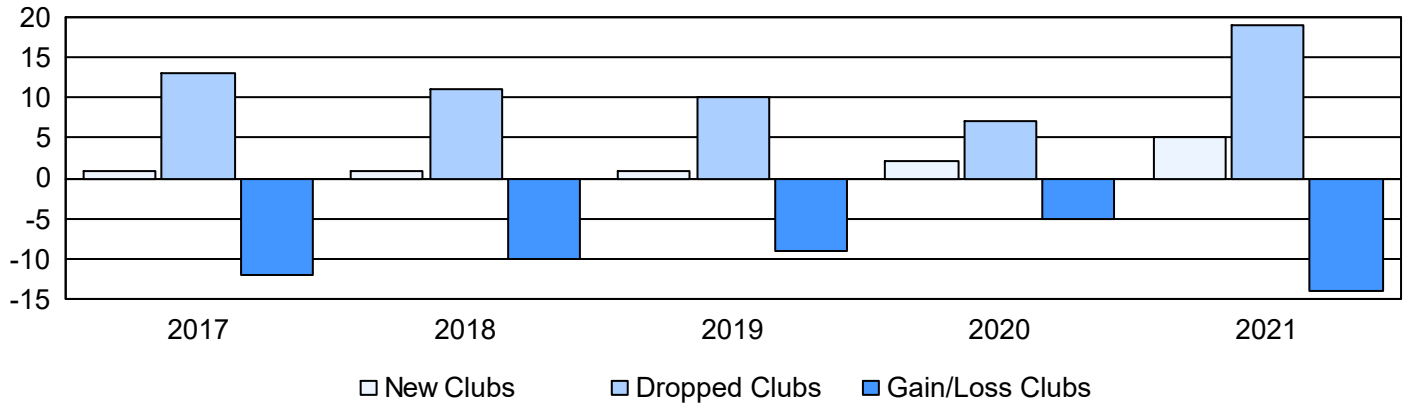
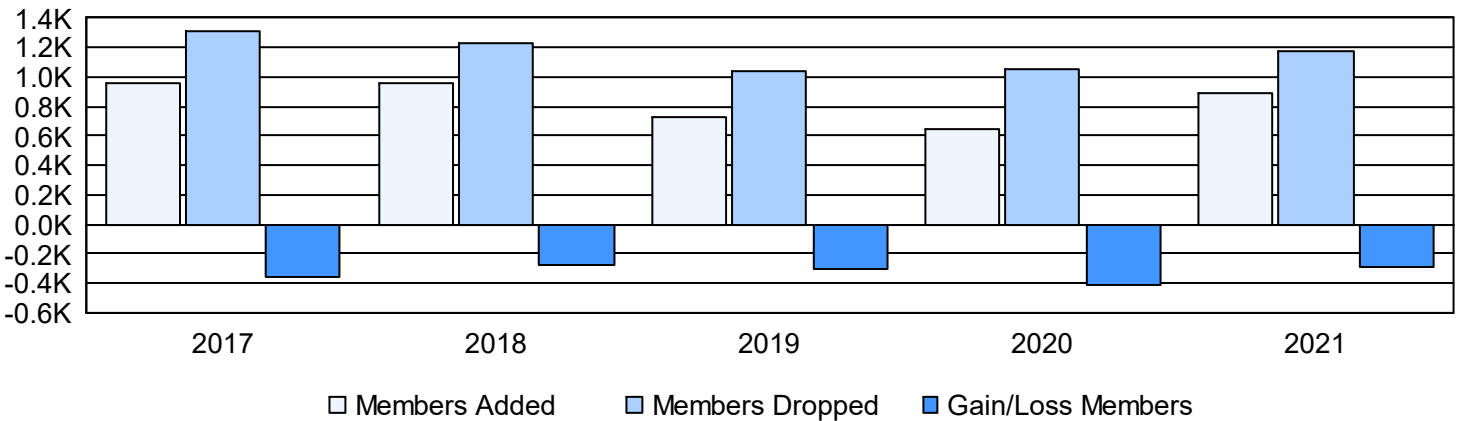


Year	New Clubs	Dropped Clubs	Gain/ Loss Clubs	New Members	Charter Members	Reinstate Members	Transfer Members	Total Member Added	Total Members Dropped	Gain/ Loss Members
2016-2017	1	13	-12	772	36	26	119	953	1,310	-357
2017-2018	1	11	-10	746	45	38	132	961	1,236	-275
2018-2019	1	10	-9	600	33	14	79	726	1,035	-309
2019-2020	2	7	-5	487	68	24	62	641	1,051	-410
2020-2021	5	19	-14	613	121	21	132	887	1,173	-286
<b>Average</b>	<b>2</b>	<b>12</b>	<b>-10</b>	<b>644</b>	<b>61</b>	<b>25</b>	<b>105</b>	<b>834</b>	<b>1,161</b>	<b>-327</b>

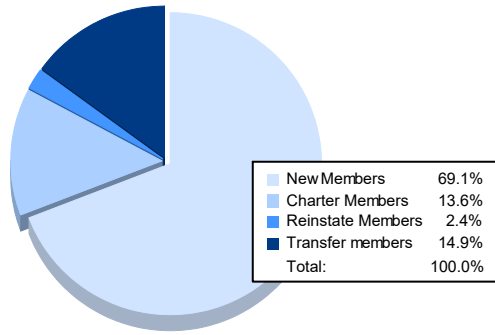
### Clubs



### Members



### Membership Composition June 2021 Cumulative



### Gender Composition June 2021 Cumulative

